

# How to use Moodle

// DHBW Mosbach / Education Support Center

Stand: 04.03.2019

Support:  
 Ressort Qualität der Lehre und E-Learning  
 Education Support Center (ESC)  
 Carina Mnich  
 Schloss 2 / 2.03, Campus Bad Mergentheim  
 E-Mail: moodle@mosbach.dhbw.de  
 Tel.: +49 (0)7931/530-637

**Access:** You can find the e-learning platform at: <https://moodle.dhbw-mosbach.de>

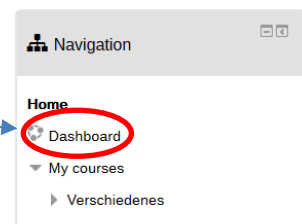
**Access information:** To use Moodle, you need a user name and a password. **Teaching staff of DHBW Mosbach** have to use their teacher's account. **External staff** can apply for login data using the following support form: <http://www.dhbw-mosbach.de/itsupport>



## Willkommen auf unserer Lernplattform

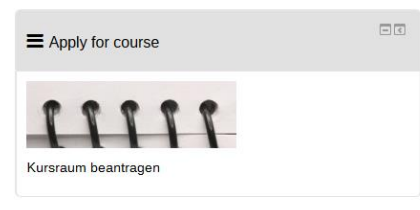
Persönliche Startseite / Dashboard  
 Dort werden Ihnen alle Kurse angezeigt

Find your courses /  
 Apply for a course



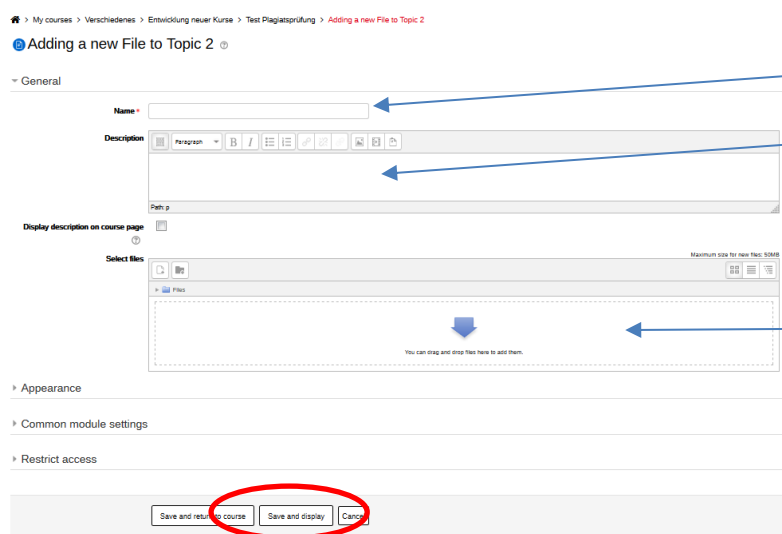
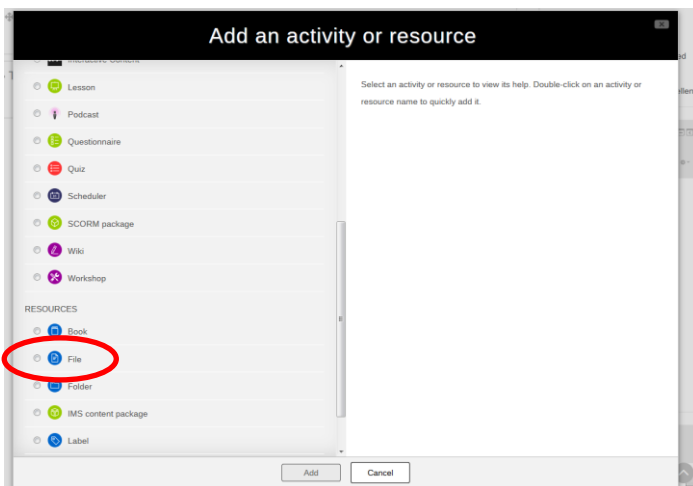
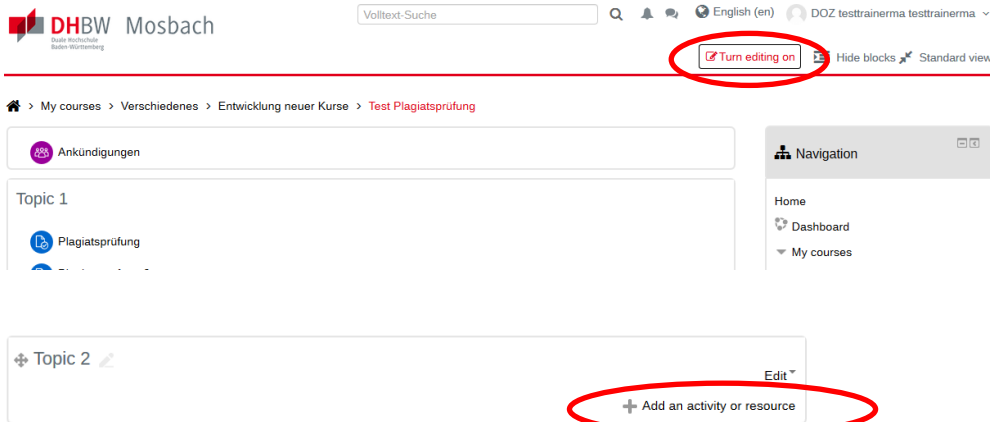
## Apply for a course

1. Login
2. Choose your dashboard
3. Click 'Kursraum beantragen' to apply for a new course





# Making content available in a course



Name the file

If necessary, describe the file

Drag and drop the file (or several files / zipped folder) from your hard drive into the appropriate section

For further information: <https://moodle.mosbach.dhbw.de/course/view.php?id=5022>